

Online Meeting Guide

Metcash Limited (MTS) AGM 2025
10 SEP 2025, 14:00 AEST



Scan to join the meeting

Attending the meeting virtually

Those attending online will be able to view a live webcast of the meeting.
Shareholders and Proxyholders can ask questions in real time.

To participate online, visit <https://meetings.lumiconnect.com/300-531-538-982> on your smartphone, tablet or computer.

You will need the latest versions of Chrome, Safari, Edge or Firefox. Please ensure your browser is compatible.

To log in, you may require the following information:

Meeting ID: 300-531-538-982

Australian residents

Access Code
(VAC)

Postcode
(postcode of your
registered address)

Overseas residents

Access Code
(VAC)

Country Code
(three-character country code)
e.g. New Zealand - **NZL**; United
Kingdom - **GBR**; United States of
America - **USA**; Canada - **CAN**

**A full list of country codes can be
found at the end of this guide.**

Appointed Proxies

To receive your unique username and
password, please contact Boardroom
on 1300 737 760.


Guests

To register as a guest, you will need to
enter your name and email address.


Registering for the meeting

- 1 To participate in the meeting, follow the direct link at the top of the page.
Alternatively, visit **meetings.lumiconnect.com** and enter the unique 12-digit Meeting ID, provided above.

- 2 To proceed into the meeting, you will need to read and accept the Terms and Conditions and select if you are a Shareholder / Proxy or a Guest. Note that only shareholders and proxies can ask questions in the meeting.



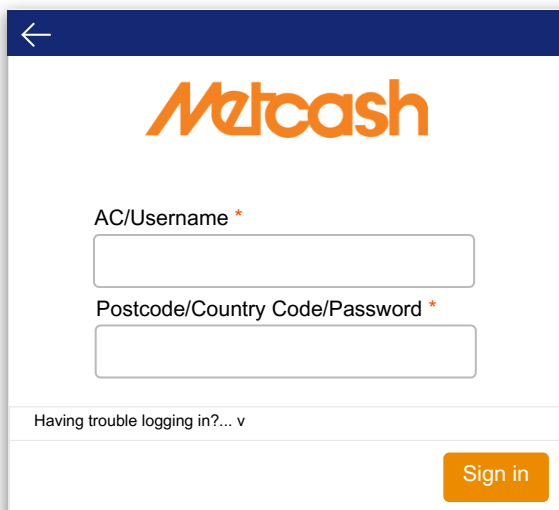
The screen displays the LUMI logo at the top. Below it, the text 'Meeting ID' is shown above a white rectangular input field. At the bottom, there is a grey button labeled 'Join Meeting'.



The screen features the Metcash logo at the top. Below the logo are two orange buttons: 'Shareholder or Proxy' with a person icon and a lock, and 'Guest' with a person icon. At the bottom, there is a link that says 'Having trouble logging in?... v'.

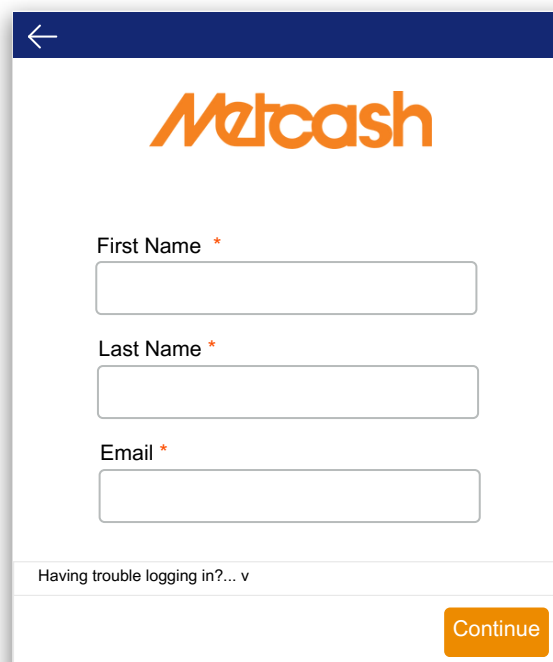
3 To register as a Shareholder, enter your VAC and Postcode or Country Code and press Sign in.

To register as a Proxyholder, you will need your username and password as provided by Boardroom. In the 'VAC/Username' field enter your username and in the 'Postcode/Country Code/Password' field enter your password and press Sign in.



A mobile app login screen for Metcash. It features a blue header with a back arrow. The Metcash logo is centered. Below it are two input fields: 'AC/Username *' and 'Postcode/Country Code/Password *'. At the bottom, there is a link 'Having trouble logging in?... v' and an orange 'Sign in' button.

To register as a Guest, enter your name and other requested details and press Continue.



A mobile app login screen for Metcash. It features a blue header with a back arrow. The Metcash logo is centered. Below it are three input fields: 'First Name *', 'Last Name *', and 'Email *'. At the bottom, there is a link 'Having trouble logging in?... v' and an orange 'Continue' button.

Watching the meeting

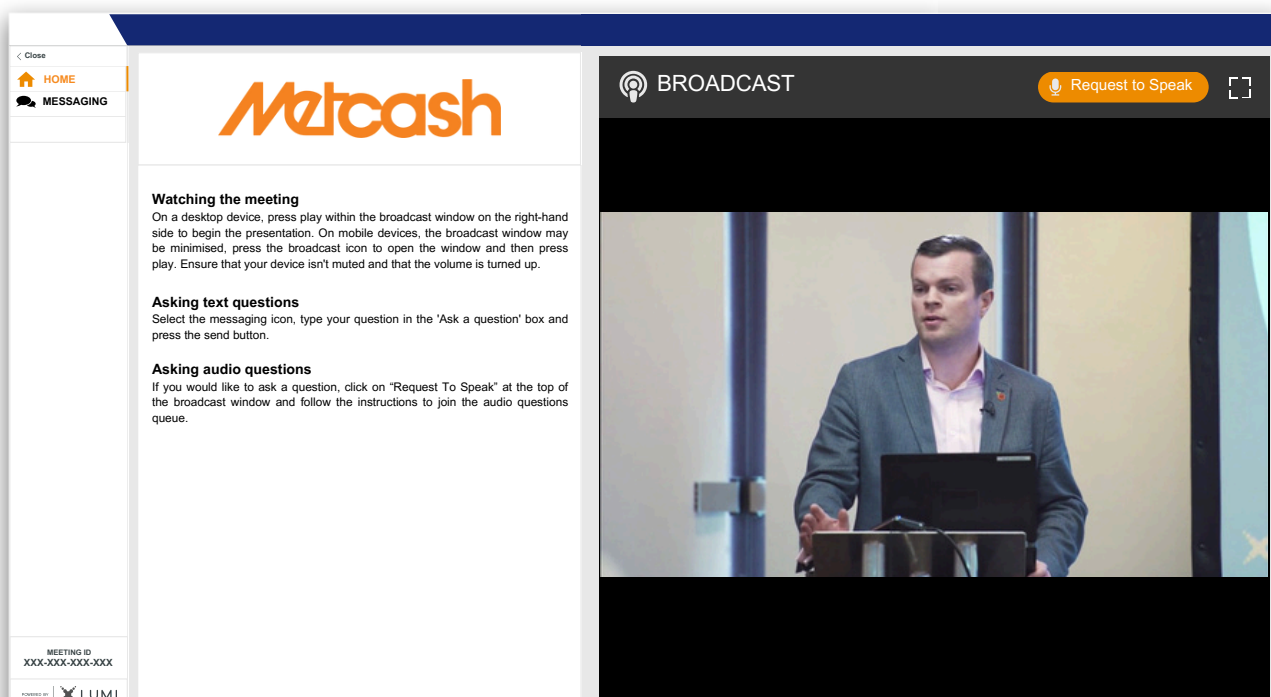
4 On a desktop/laptop device, you will see the home tab on the left, which displays the meeting title and instructions. The webcast will appear automatically on the right. Press play and ensure your device is not muted.



You can watch the webcast full screen, by selecting the full screen icon.



To reduce the webcast to its original size, select the minimise icon.

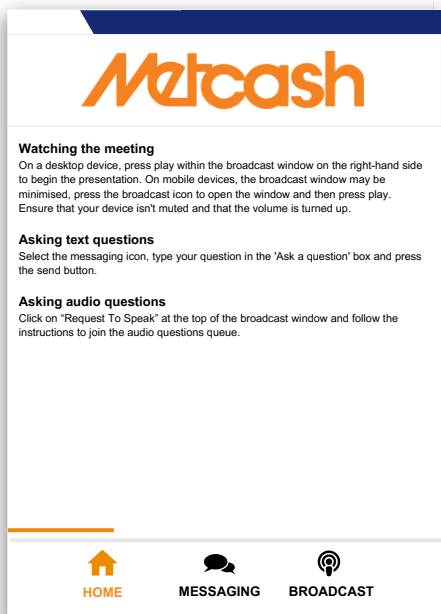


A desktop view of the Metcash application. The interface is split into two main sections. On the left, there is a sidebar with 'HOME' and 'MESSAGING' tabs. The main content area on the left displays the Metcash logo, a 'Watching the meeting' section with instructions, and 'Asking text questions' and 'Asking audio questions' sections. On the right, there is a large video player showing a man speaking at a podium. Above the video player, there is a 'BROADCAST' header with a 'Request to Speak' button and a full screen icon. At the bottom left, there is a 'MEETING ID' and 'LUMI' logo.



5 On a mobile device, select the Broadcast icon at the bottom of the screen to open the webcast. Press play and ensure your device is not muted.

During the meeting, mobile users can minimise the webcast at any time by selecting one of the other icons in the menu bar.

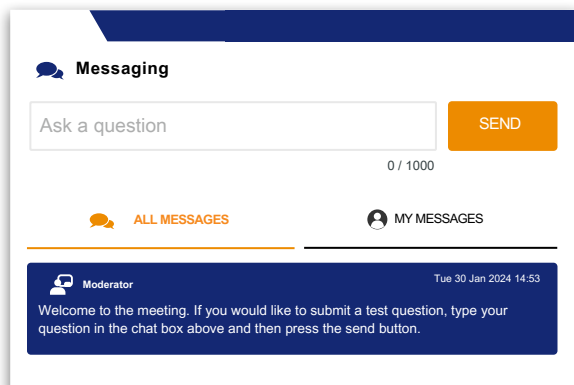
You will still be able to hear the meeting while the broadcast is minimised. Selecting the Broadcast icon again will reopen the webcast.



Text Questions

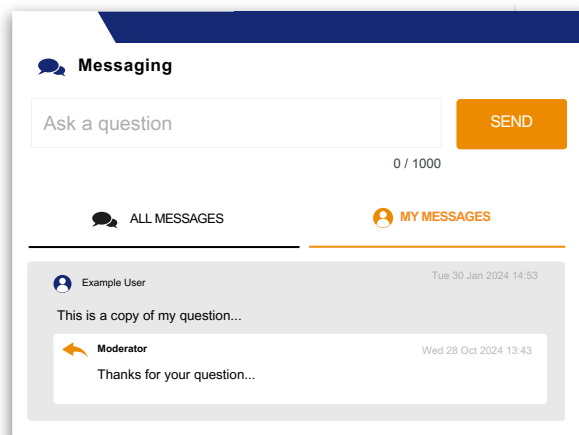
7 To ask a written question, tap on the messaging icon , type your question in the box at the top of the screen and press the send button .

Confirmation that your message has been received will appear.



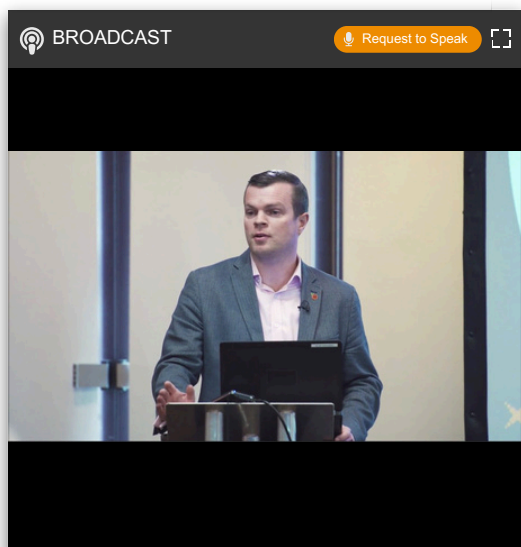
8 Questions sent via the Lumi platform may be moderated before being sent to the Chair. This is to avoid repetition and remove any inappropriate language.

A copy of your sent questions, along with any written responses, can be viewed by selecting "MY MESSAGES".



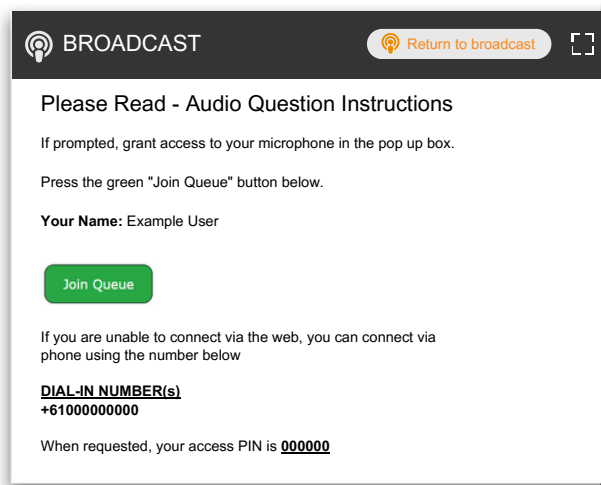
Audio Questions

- 9 If you would like to ask a verbal question, click the 'Request to Speak' button at the top right corner of the broadcast window.



- 10 The audio questions interface will now display. Confirm your details, click 'Submit Request' and follow the instructions on screen to connect.

You will hear the meeting while you wait to ask your question.

A screenshot of a web interface for asking audio questions. The top bar is dark with a speaker icon, the word 'BROADCAST', and an orange button labeled 'Return to broadcast' with a speaker icon. The main content area is white and contains the following text: 'Please Read - Audio Question Instructions', 'If prompted, grant access to your microphone in the pop up box.', 'Press the green "Join Queue" button below.', 'Your Name: Example User', a green button labeled 'Join Queue', 'If you are unable to connect via the web, you can connect via phone using the number below', 'DIAL-IN NUMBER(s)', '+61000000000', and 'When requested, your access PIN is 000000'. The interface is framed by a thin black border.

Country Codes - Boardroom

For overseas shareholders, select your country code from the list below and enter it into the password field.

ABW	Aruba	DOM	Dominican Republic	LAO	Lao Pdr	QAT	Qatar
AFG	Afghanistan	DZA	Algeria	LBN	Lebanon	REU	Reunion
AGO	Angola	ECU	Ecuador	LBR	Liberia	ROU	Romania Federation
AIA	Anguilla	EGY	Egypt	LBY	Libyan Arab Jamahiriya	RUS	Russia
ALA	Aland Islands	ERI	Eritrea	LCA	St Lucia	RWA	Rwanda
ALB	Albania	ESH	Western Sahara	LIE	Liechtenstein	SAU	Saudi Arabia
AND	Andorra	ESP	Spain	LKA	Sri Lanka	SDN	Sudan
ANT	Netherlands Antilles	EST	Estonia	LSO	Kingdom of Lesotho	SEN	Senegal
ARE	United Arab Emirates	ETH	Ethiopia	LTU	Lithuania	SGP	Singapore
ARG	Argentina	FIN	Finland	LUX	Luxembourg	SGS	Sth Georgia & Sandwich Isl
ARM	Armenia	FJI	Fiji	LVA	Latvia	SHN	St Helena
ASM	American Samoa	FLK	Falkland Islands (Malvinas)	MAC	Macao	SJM	Svalbard & Jan Mayen
ATA	Antarctica	FRA	France	MAF	St Martin	SLB	Soloman Islands
ATF	French Southern	FRO	Faroe Islands	MAR	Morocco	SCG	Serbia & Outlying
ATG	Antigua & Barbuda	FSM	Micronesia	MCO	Monaco	SLE	Sierra Leone
AUS	Australia	GAB	Gabon	MDA	Republic Of Moldova	SLV	El Salvador
AUT	Austria	GBR	United Kingdom	MDG	Madagascar	SMR	San Marino
AZE	Azerbaijan	GEO	Georgia	MDV	Maldives	SOM	Somalia
BDI	Burundi	GGY	Guernsey	MEX	Mexico	SPM	St Pierre and Miqueion
BEL	Belgium	GHA	Ghana	MHL	Marshall Islands	SRB	Serbia
BEN	Benin	GIB	Gibraltar	MKD	Macedonia Former Yugoslav Rep	STP	Sao Tome and Principle
BFA	Burkina Faso	GIN	Guinea	MLI	Mali	SUR	Suriname
BGD	Bangladesh	GLP	Guadeloupe	MLT	Malta	SVK	Slovakia
BGR	Bulgaria	GMB	Gambia	MMR	Myanmar	SVN	Slovenia
BHR	Bahrain	GNB	Guinea-Bissau	MNE	Montenegro	SWE	Sweden
BHS	Bahamas	GNQ	Equatorial Guinea	MNG	Mongolia	SWZ	Swaziland
BIH	Bosnia & Herzegovina	GRC	Greece	MNP	Northern Mariana Islands	SYC	Seychelles
BLM	St Barthelemy	GRD	Grenada	MOZ	Mozambique	SYR	Syrian Arab Republic
BLR	Belarus	GRL	Greenland	MRT	Mauritania	TCA	Turks & Caicos
BLZ	Belize	GTM	Guatemala	MSR	Montserrat	TCO	Chad
BMU	Bermuda	GUF	French Guiana	MTQ	Martinique	TGO	Congo
BOL	Bolivia	GUM	Guam	MUS	Mauritius	THA	Thailand
BRA	Brazil	GUY	Guyana	MWI	Malawi	TJK	Tajikistan
BRB	Barbados	HKG	Hong Kong	MYS	Malaysia	TKL	Tokelau
BRN	Brunei Darussalam	HMD	Heard & McDonald Islands	MYT	Mayotte	TKM	Turkmenistan
BTN	Bhutan	HND	Honduras	NAM	Namibia	TLS	East Timor Republic
BUR	Burma	HRV	Croatia	NCL	New Caledonia	TMP	East Timor
BVT	Bouvet Island	HTI	Haiti	NER	Niger	TON	Tonga
BWA	Botswana	HUN	Hungary	NFK	Norfolk Island	TTO	Trinidad & Tobago
CAF	Central African Republic	IDN	Indonesia	NGA	Nigeri	TUN	Tunisia
CAN	Canada	IMN	Isle Of Man	NIC	Nicaragua	TUR	Turkey
CCK	Cocos (Keeling) Islands	IND	India	NIU	Niue	TUV	Tuvalu
CHE	Switzerland	IOT	British Indian Ocean Territory	NLD	Netherlands	TWN	Taiwan
CHL	Chile	IRL	Ireland	NOR	Norway	TZA	Tanzania
CHN	China	IRN	Iran Islamic Republic of	NPL	Nepal	UGA	Uganda
CIV	Cote D'ivoire	IRQ	Iraq	NRU	Nauru	UKR	Ukraine
CMR	Cameroon	ISL	Iceland	NZL	New Zealand	UMI	United States Minor Outlying
COD	Democratic Republic of Congo	ISM	British Isles	OMN	Oman	URY	Uruguay
COK	Cook Islands	ISR	Israel	PAK	Pakistan	USA	United States of America
COL	Colombia	ITA	Italy	PAN	Panama	UZB	Uzbekistan
COM	Comoros	JAM	Jamaica	PCN	Pitcairn Islands	VNM	Vietnam
CPV	Cape Verde	JEY	Jersey	PER	Peru	VUT	Vanuatu
CRI	Costa Rica	JOR	Jordan	PHL	Philippines	WLF	Wallis & Fortuna
CUB	Cuba	JPN	Japan	PLW	Palau	WSM	Samoa
CYM	Cayman Islands	KAZ	Kazakhstan	PNG	Papua New Guinea	YEM	Yemen
CYP	Cyprus	KEN	Kenya	POL	Poland	YMD	Yemen Democratic
CXR	Christmas Island	KGZ	Kyrgyzstan	PRI	Puerto Rico	YUG	Yugoslavia Socialist Fed Rep
CZE	Czech Republic	KHM	Cambodia	PRK	North Korea	ZAF	South Africa
DEU	Germany	KIR	Kiribati	PRT	Portugal	ZAR	Zaire
DJI	Djibouti	KNA	St Kitts And Nevis	PRY	Paraguay	ZMB	Zambia
DMA	Dominica	KOR	South Korea	PSE	Palestinian Territory	ZWE	Zimbabwe
DNK	Denmark	KWT	Kuwait	PYF	French Polynesia		

Need help?

If you require any help using this system prior to or during the meeting,
please contact Boardroom on 1300 737 760.